




1
Print all parts and make sure to have scissors and glue at hand.



2
Cut out all the pieces




3
Remember to keep track of which pieces go together.




4
Take each pair ...




5
... apply glue to the back.



6
... and press them together.



7
When you've assembled all the pairs ...



8
... you're ready to play. Enjoy!